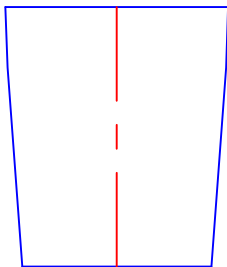


Williams Brothers C-46  
Interior Bulkheads and floor parts  
1/72 scale

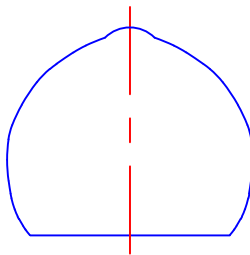
John Eaton  
©2022




Floor support, attach to wing fwd center section



Aft Floor

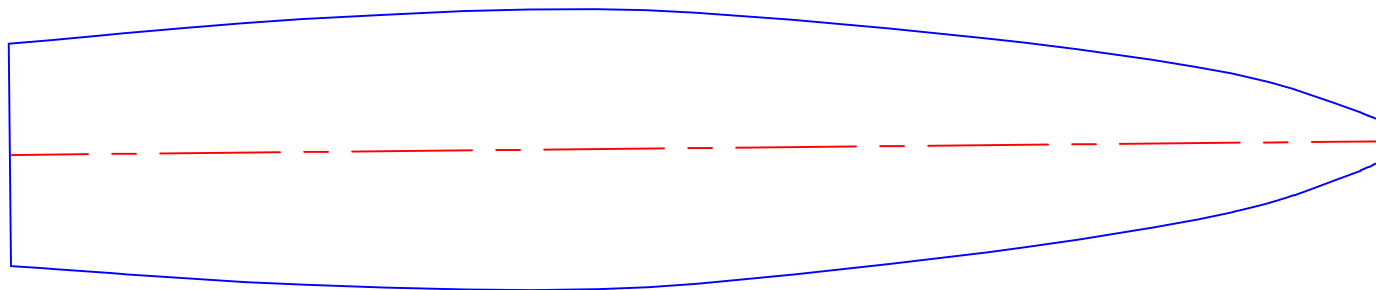


Aft Bulkhead



<http://goldeneramodel.com/mymodels/c46/1c46/1c46.html>

All parts made from .040 plastic card. Note .040 shims on lower wings at leading edge root.



Floor

